



## Executive Summary

Investment in infrastructure is critical for the United States to maintain its competitive position in the global economy. With infrastructure in the legislative spotlight, there is an opportunity to unlock a much needed wave of new investment by tapping into private capital via a listed infrastructure investment vehicle.

Structuring a listed infrastructure investment vehicle could follow two paths: either through a purpose built Infrastructure Investment Trust or through the expansion of existing REIT/MLP structures. Either of these options has the potential to be included in upcoming infrastructure-related legislation at no cost to the tax payer.

In this paper, we examine the advantages to investors, consumers and the government of the democratization of infrastructure, and discuss the implications of each of these approaches for the industry.

# The Case for an Infrastructure Investment Trust

**By:**

**Scott Crowe**

Chief Investment Strategist

**Ted Brooks, CFA**

Portfolio Manager

---

**Second Quarter 2017**

---

While there is broad agreement on the need for significant investment in U.S. infrastructure, the question of how to pay for it is more contentious, with different views of how to privately finance public assets. The United States in fact has a long history of successful private market solutions to infrastructure needs, dating back to the creation of our railway system over 150 years ago. More recently, listed structures such as REITs and MLPs, targeting telecommunications and energy pipelines, have proven successful in answering the challenge of stimulating private investment to address infrastructure needs by offering access to the widest possible pool of capital.

We believe that tapping into private capital to fund broader public infrastructure investment presents a mutually beneficial opportunity to meet a public need and generate compelling returns for investors. In addition, by making the investment opportunity available broadly via a listed structure, it would democratize participation in the

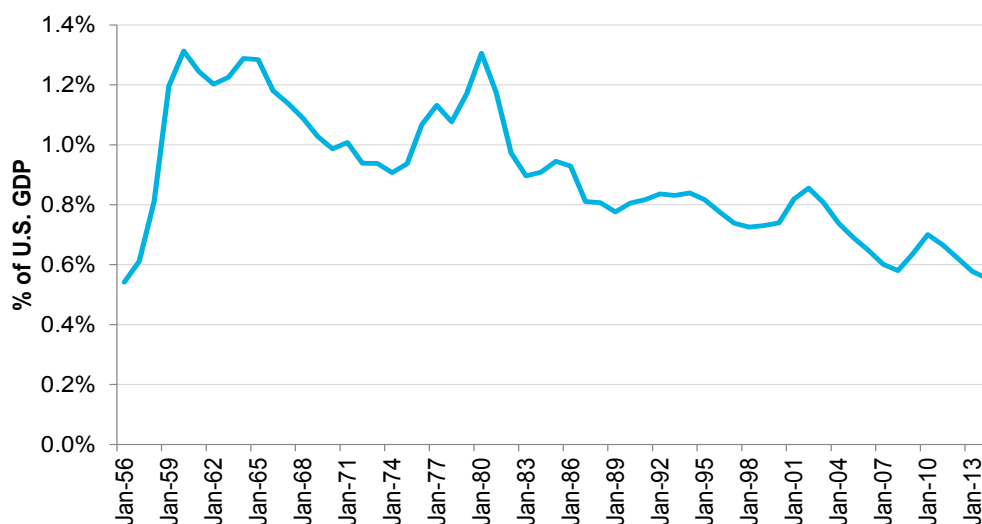
The statements made and the conclusions drawn in this article are not guarantees and are merely the opinion of CenterSquare and its employees. Past performance is not indicative of future results. Investment managers are appointed by BNY Mellon Investment Management EMEA Limited (BNYMIM EMEA) or affiliated fund operating companies to undertake portfolio management activities in relation to contracts for products and services entered into by clients with BNYMIM EMEA or the BNY Mellon funds.

ownership of our nation's infrastructure. We believe that a listed structure, either through a purpose built Infrastructure Investment Trust or by expanding the scope of REITs or MLPs to more efficiently allow infrastructure investment, would act as a magnet for capital to fund new infrastructure development, reduce pressure on government balance sheets, and allow the broadest possible infrastructure ownership. What is needed to unlock this potential wave of new investment, and the associated increase in jobs and economic activity that would follow, is a 21st century re-imagining of some of the 20th century's most successful corporate structures and concepts.

## Decades of Infrastructure Underinvestment

The United States ranks 25th in the world for the overall quality of infrastructure<sup>1</sup>. The last time the U.S. had a comprehensive infrastructure investment plan was two generations ago<sup>2</sup>, and many of the assets built then were only intended to last 50 years. Since that time, our infrastructure needs have also evolved. Today, the definition of infrastructure has broadened to include information technology, renewable energy and improved urban transportation. Further, modernizing our infrastructure requires a significant investment in technology - such as variable lane highway pricing models and GPS-based air traffic control systems - an area where the private sector has traditionally been more adept than the public sector.

**Figure 1 - Federal Spending on Transportation and Water Infrastructure as a % of GDP**



Source: Congressional Budget Office based on data from the Office of Management and Budget and the Census Bureau, from the CBO's March 2015 report

<sup>1</sup> Source: McKinsey Global Institute, "Infrastructure productivity: How to save \$1 trillion a year", 2013  
<sup>2</sup> Federal Aid Highways Act of 1956 (under President Eisenhower)

The statements made and the conclusions drawn in this article are not guarantees and are merely the opinion of CenterSquare and its employees. Please refer to footnotes and disclosures at the end of this document.

## Using Private Capital To Meet the Challenge

Private capital brings a number of advantages to meet the challenge for new infrastructure investment. When private capital acquires the right to build and operate infrastructure through a government-granted concession, the initial investment is subject to an economic viability test through the underwriting and bidding process, helping ensure that infrastructure spending is focused on economically necessary projects. Further, a profit motive encourages operational efficiency and the conditions of the government-granted concession make the private owner/operator accountable to the public for high quality outcomes. Such "Public Private Partnership" models have historically been used successfully to meet many of the infrastructure challenges that have faced our nation - including the construction of much of our national railway.

A common argument against private investment in infrastructure - that it will increase costs - misses the fact that our infrastructure is already not free. We currently pay for public infrastructure through our taxes. However, because the performance of publicly-built and operated infrastructure assets is not subject to market forces, these operations have the tendency to suffer from wasteful spending and inefficiency.

As an alternative to private construction of new infrastructure, allowing broader private ownership of infrastructure assets should create a deep pool of competitively priced private capital to purchase existing assets, freeing up capital to be redeployed by the government into new projects. Capital from infrastructure asset sales could be ring fenced for new infrastructure investment, which in turn could be sold into the private sector once stabilized. Such an asset recycling model could create a self-regenerating source of capital for infrastructure development.

## Democratizing Infrastructure Investment

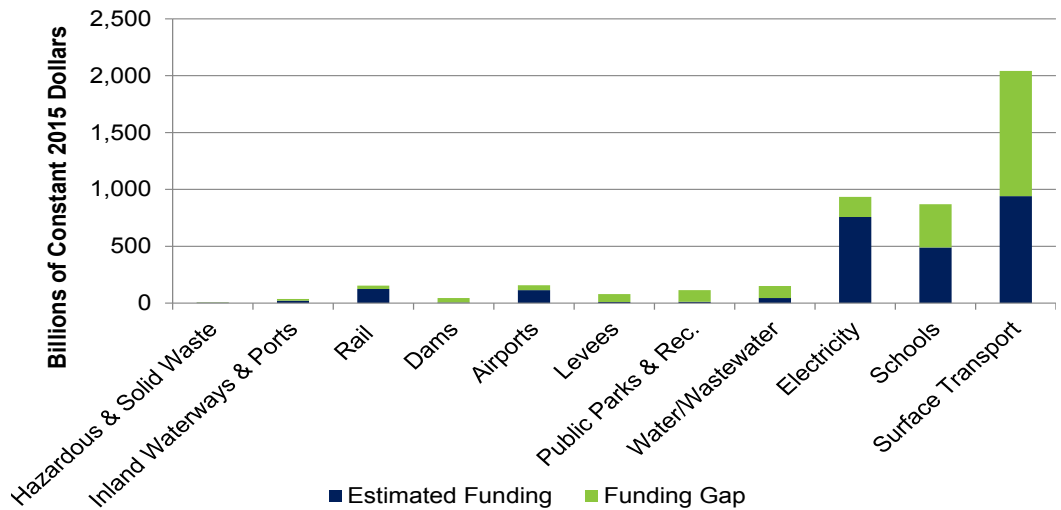
Another common objection to private involvement in infrastructure investment is a

political concern that “Wall Street” and large private equity firms would unfairly benefit from owning assets that we all need to use. But there is a way to both protect against this and broaden the opportunity for ownership of our nation’s infrastructure. Access to infrastructure investments for every investor can be achieved by creating a vehicle that democratizes ownership via the equity market. This idea has already been tried and tested – the Real Estate Investment Trust (REIT) model in the U.S. has allowed tens of millions of individual investors either directly or through their retirement savings to enjoy the

benefit of investment in commercial real estate. Today, about 25% of all U.S. commercial real estate is in the hands of such investors through the REIT market<sup>3</sup>. Another example is the Master Limited Partnership (MLP) model, which has proven to be successful in stimulating broad ownership of our energy pipeline infrastructure. A listed structure able to effectively invest in infrastructure assets would maximise the available pool of capital for infrastructure investment and the price the public can achieve for the value of these assets.

One available option to create a listed entrée into the infrastructure investment opportunity would be to expand

Figure 2 - U.S. Infrastructure Needs by System Based on Current Trends, (2016-2025); Total Funding Gap = \$2.1 Trillion

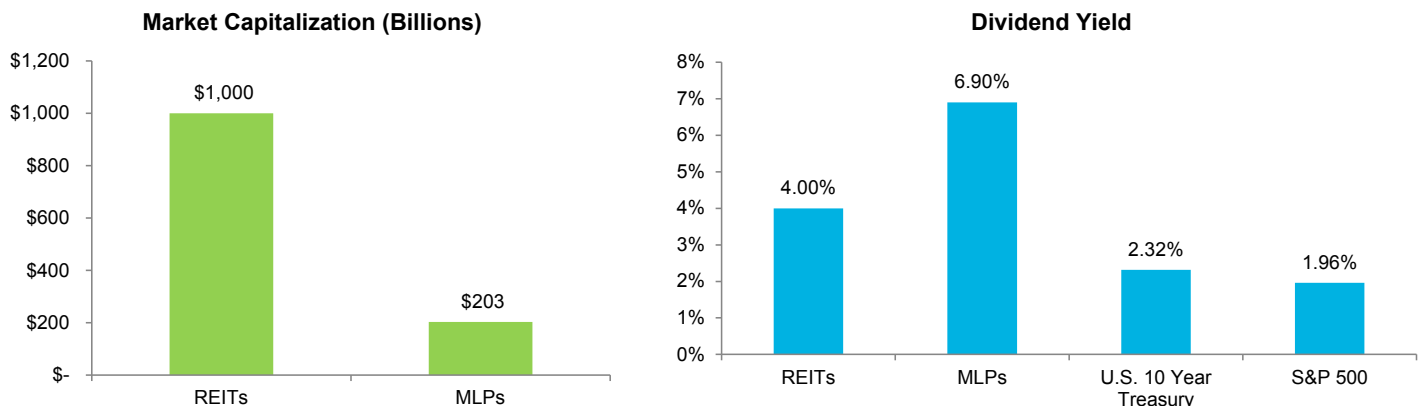


Source: 2017 Infrastructure Report Card, American Society of Civil Engineers.

the scope of the existing REIT or MLP structures to efficiently allow investment in infrastructure assets. An alternative option is to create a purpose built vehicle – an Infrastructure Investment Trust – building on successful aspects of the REIT and MLP models, but specifically focused on infrastructure investment.

Creating an appropriate listed structure to allow infrastructure investment could open the flood gates of private capital into our underinvested roads, rails, airports, power grids and energy infrastructure, and also democratize infrastructure ownership. The steady cash flow characteristics of infrastructure projects would also mean

Figure 3 - Vehicles for Private Capital to fund Public Assets



Source: Bloomberg, NAREIT. In the charts above, REITs are represented by the FTSE NAREIT All REITs Index and MLPs by the Alerian MLP Index. Market capitalization and dividend yield figures are as of May 5, 2017. Please see definition of indices at the end of this document.

<sup>3</sup>Source: UBS Global Real Estate Analyzer, 2017

The statements made and the conclusions drawn in this article are not guarantees and are merely the opinion of CenterSquare and its employees. Please refer to footnotes and disclosures at the end of this document.

that such a vehicle could be used as part of a stable, lower-volatility, yield-oriented investment allocation, which we believe will be in increasingly high demand by investors in an ageing population.

### Increasing the Tax Base

If enacted, the introduction of an Infrastructure Investment Trust either through a de novo structure or the expansion of current REIT/MLP structures should act to increase the tax base. Currently, publicly owned infrastructure competes with private business (i.e. private airlines vs. government-owned rail) but is not part of the tax pool. If owned privately, these assets would then contribute to the tax base – for example in the case of an airport, states and municipalities would benefit from an increase in property taxes, and dividend payments and capital gains would also be taxable.

For those infrastructure assets that are already privately owned, there would be very little change in the effective rate paid by most corporate structures and any dividends paid would remain part of the income tax base. For instance, the midstream energy space already avoids double taxation through the MLP structure; the utility industry in the U.S. – through a combination of accelerated/bonus depreciation, renewable tax credits, and NOLs from existing business lines, is already a negligible cash taxpayer relative to statutory rates; cell towers are largely concentrated in the hands of businesses already structured as REITS; and airports, seaports, bridges, and toll roads are almost entirely held by state and municipal entities, placing them outside of tax base for most calculations. As a result, we believe the creation of an infrastructure investment vehicle would lead to a net add to the existing tax base.

### Structuring an Infrastructure Investment Vehicle

Structuring a listed infrastructure investment vehicle could follow two paths, which have the potential to be included in upcoming infrastructure-related legislation at no cost to the tax payer, as we outline below.

#### **Expand the Scope of the REIT or MLP Structures:**

The success of REITs and MLPs, which have led to over \$1T of new investment including infrastructure, could be leveraged by expanding the scope of these vehicles to encompass infrastructure. There are primarily two issues to address to implement this approach – the current definition of REIT and MLP “qualifying assets” (the type of assets that can

be owned) and “qualifying income” (the need to structure income streams as rent payments).

Solving the criteria for qualifying assets may be reasonably straight forward. The REIT and MLP models already allow for the ownership of “real property” which includes land and structure, and hence allows infrastructure ownership. However, the definition of qualifying income is a more complex issue. The REIT structure requires qualifying income to be in the form of a rent payment, and MLPs require either a rent payment or commodity-related income. This challenges the efficiency of owning infrastructure assets through REITs or MLPs, given the broad scope of infrastructure, the conventional pricing models for infrastructure assets, and the current interpretation of “rent” by regulators. Infrastructure involves more than simply commodity infrastructure and pricing for the use of these assets is often articulated as a toll or a fee, which traditionally has not been viewed as a rent payment.

However, it is arguable that payments made to use infrastructure represent a rent payment for use of the assets, irrespective of the exact pricing model and nomenclature used to describe it. For instance, in the case of an airport approximately 50% of revenue comes from gate charges and passenger ticketing fees (the remaining 50% is traditional rents from retail and parking). Few would argue that an airport is not “real property” – it derives its value from the land underneath the airport, the runway and the terminal. So it logically follows that all fees and other charges paid by airlines and passengers are in fact to rent the use of this real property for a designated purpose and period of time. In the case of a gate charge, this is paid to give the airline the right to land its plane on the airport’s runway and rent the gate to disembark passengers. In the case of passenger fees these payments are made to afford the passenger the right to use the terminal from the gate to the taxi line or parking garage. Similarly in the case of a road, this is also “real property” for which a tenant (driver) pays a rent payment (toll) to lease the property (the road) from the time it takes to move from point A to B.

#### **Create an Infrastructure Investment Trust:**

Another approach to create a listed infrastructure investment vehicle could be to leverage the success of REITs and MLPs as a blue print for a purpose built Infrastructure Investment Trust. Such a structure could be designed to be specifically tailored to the characteristics of infrastructure assets, including the nature of qualifying assets and qualifying income.

Figure 4 - Existing and Proposed Listed Infrastructure Investment Structures

	REIT	MLP	Infrastructure Investment Trust (Proposed)
<b>Purpose</b>	Allow broad access to income producing real estate	Allow broad access to income producing energy infrastructure	Allow broad access to income producing infrastructure and infrastructure development
<b>Legislative formation</b>	REIT Act contained in the Cigar Excise Tax Extension of 1960, REIT Modernization Act of 1999	Tax Reform Act of 1986 (Section 7704 of the Internal Revenue Code of 1986); QI restrictions amended in 1988, 2008, and 2017	De novo structure per an infrastructure bill, or an evolution of the REIT or MLP structure
<b>Distribution requirements</b>	Distribute at least 90% of taxable net income as distributions to shareholders	No distribution requirement, but nearly all entities distribute the majority of cash flow	No distribution requirement; allow flexibility to incentivize investment
<b>Qualifying assets</b>	Have at least 75% of assets in real estate (real property or loans secured by property)	Minerals or natural resource-related assets, including those dedicated to storage, transportation, production, processing, and refining	Transportation/distribution of energy, power, data, vehicles (air, sea, road) including the ownership of 1) electric, gas, and water utilities, 2) telecommunication/data architecture, and 3) freight and passenger railways, airports, seaports, bridges, and toll roads
<b>Qualifying income (existing)</b>	Derive at least 75% of gross income from real estate income (rents or interest from mortgages), have no more than 25% of assets invested in stocks of taxable REIT	90% of gross income must be considered qualifying income, deriving from the assets described above	N/A
<b>Qualifying income (proposed)</b>	Broaden the accepted definition of rent to include any payment for use of real property including fees and tolls	Broaden the accepted definition of rent to include any payment for use of real property including fees and tolls	90% of gross income must be considered qualifying income from revenues associated with transmission, transportation and/or distribution of assets described above
<b>Ownership</b>	Minimum of 100 shareholders; no more than 50% of shares held by five or fewer individuals	Two tier structure with a GP and LP. Typically, half of the MLP is held by the sponsor/GP.	Widely held
<b>Taxation</b>	Dividend paid deduction means up to 100% of earnings not taxed at the corporate level; distributions include pass through of depreciation	Pass-through entity with zero federal income taxes; distributions to unitholders are a return of capital and tax-deferred	Dividend paid deduction means up to 100% of earnings not taxed at the corporate level; distributions include pass through of depreciation; any losses from infrastructure development can be offset against ordinary income

Specifically, an Infrastructure Investment Trust would define qualifying income to include revenues derived from the transmission, transportation, and/or distribution of:

- 1) energy,
- 2) power,
- 3) data, and
- 4) vehicles (air, sea, road, rail)

This definition would cover the ownership of electric, gas, and water utilities, telecommunication/data physical architecture, and both freight and passenger railways, airports, seaports, bridges, and toll roads.

In addition, because much of our infrastructure investment requires new construction projects that may involve a period of no income and, in fact, losses from upfront investment, an Infrastructure Investment Trust could feature the tax loss pass-through benefits of a private partnership structure, which cannot be captured in a REIT or MLP. An Infrastructure Investment Trust that includes the ability to pass through tax losses to offset an investor's ordinary income would create a powerful investment incentive from a broad base of investors. The effect of such a measure on stimulating new

construction has precedent in the 1980s construction boom in commercial real estate<sup>4</sup>.

## Conclusion

New and better infrastructure is critical for the United States to maintain its competitive position in the global economy. Better infrastructure not only has the means to directly increase short run GDP growth and provide employment for workers left behind in this cycle, but also improves the economy's long run potential growth rate. The challenges of funding and operating infrastructure in today's economy require an enlightened approach to attracting private capital through the broadest base possible. A listed infrastructure investment vehicle, either through a de novo Infrastructure Investment Trust structure or the expansion of current REIT/MLP structures, can draw on the precedent of successful existing listed structures that have opened opportunities in commercial real estate and energy investment to all investors. This would not only lead to the most competitive cost of capital available to fund U.S. infrastructure investment, but also allow the democratization of the ownership of our infrastructure.

<sup>4</sup> The 1981 Economic Recovery Tax Act, which dispensed additional incentives. Individuals who invested in real estate could quickly write off expenses and losses against income earned from other sources, while a lower capital gains tax rate meant that subsequent profits would be taxed at a lower rate, helping fuel the creation of much of today's real estate infrastructure.

The statements made and the conclusions drawn in this article are not guarantees and are merely the opinion of CenterSquare and its employees. Please refer to footnotes and disclosures at the end of this document.

## Disclosures

BNY Mellon Investment Management is an investment management organization, encompassing BNY Mellon's affiliated investment management firms, wealth management organization and global distribution companies. BNY Mellon is the corporate brand of The Bank of New York Mellon Corporation and may also be used as a generic term to reference the Corporation as a whole or its various subsidiaries generally.

This information is not investment advice, though may be deemed a financial promotion in non-U.S. jurisdictions. Accordingly, where used or distributed in any non-U.S. jurisdiction, the information provided is for Professional Clients only. This information is not for onward distribution to, or to be relied upon by Retail Clients.

For marketing purposes only. Any statements and opinions expressed are as at the date of publication, are subject to change as economic and market conditions dictate, and do not necessarily represent the views of BNY Mellon or any of its affiliates. The information has been provided as a general market commentary only and does not constitute legal, tax, accounting, other professional counsel or investment advice, is not predictive of future performance, and should not be construed as an offer to sell or a solicitation to buy any security or make an offer where otherwise unlawful. The information has been provided without taking into account the investment objective, financial situation or needs of any particular person. BNY Mellon and its affiliates are not responsible for any subsequent investment advice given based on the information supplied. This is not investment research or a research recommendation for regulatory purposes as it does not constitute substantive research or analysis. To the extent that these materials contain statements about future performance, such statements are forward looking and are subject to a number of risks and uncertainties. Information and opinions presented have been obtained or derived from sources which BNY Mellon believed to be reliable, but BNY Mellon makes no representation to its accuracy and completeness. BNY Mellon accepts no liability for loss arising from use of this material. If nothing is indicated to the contrary, all figures are unaudited.

Any indication of past performance is not a guide to future performance. The value of investments can fall as well as rise, so investors may get back less than originally invested.

Not for distribution to, or use by, any person or entity in any jurisdiction or country in which such distribution or use would be contrary to local law or regulation. This information may not be distributed or used for the purpose of offers or solicitations in any jurisdiction or in any circumstances in which such offers or solicitations are unlawful or not authorized, or where there would be, by virtue of such distribution, new or additional registration requirements. Persons into whose possession this information comes are required to inform themselves about and to observe any restrictions that apply to the distribution of this information in their jurisdiction. **The investment products and services mentioned here are not insured by the FDIC (or any other state or federal agency), are not deposits of or guaranteed by any bank, and may lose value.**

## Definition of Indices

### FTSE NAREIT All REITs Index

The FTSE NAREIT U.S. Real Estate Index includes all tax-qualified real estate investment trusts ("REITs") that are listed on the New York Stock Exchange, the American Stock Exchange and the NASDAQ National Market List. The index constituents span the commercial real estate space across the US economy and provides investors with exposure to all investment and property sectors. The performance presented is based on total return calculations which adds the income a stock's dividend provides to the performance of the index, and is gross of investment management fees. Effective December 20, 2010 the ticker for the FTSE NAREIT U.S. Real Estate Index changed from FNERTR (total return) to FNERTR (total return). The old ticker (FNERTR) has been reassigned to newly established FTSE NAREIT All Equity REIT Index which is similar to the existing benchmark in all regards except that timber REITs will comprise approximately 7% of the new index and 0% in the FTSE NAREIT Equity Real Estate Index.

### Alerian MLP Infrastructure Index

The index is designed to give investors exposure to the infrastructure

This information should not be published in hard copy, electronic form, via the web or in any other medium accessible to the public, unless authorized by BNY Mellon Investment Management.

### Issuing entities

This information is approved for Global distribution and is issued in the following jurisdictions by the named local entities or divisions: Europe, Middle East, Africa and Latin America (excl. Switzerland, Brazil, Dubai): BNY Mellon Investment Management EMEA Limited, BNY Mellon Centre, 160 Queen Victoria Street, London EC4V 4LA. Registered in England No. 1118580. Authorised and regulated by the Financial Conduct Authority. • Switzerland: Issued by BNY Mellon Investments Switzerland GmbH, Talacker 29, CH-8001 Zürich, Switzerland. Authorised and regulated by the FINMA. • Dubai, United Arab Emirates: Dubai branch of The Bank of New York Mellon, which is regulated by the Dubai Financial Services Authority. This material is intended for Professional Clients only and no other person should act upon it. • Singapore: BNY Mellon Investment Management Singapore Pte. Limited Co. Reg. 201230427E. Regulated by the Monetary Authority of Singapore. • Hong Kong: BNY Mellon Investment Management Hong Kong Limited. Regulated by the Hong Kong Securities and Futures Commission. • Japan: BNY Mellon Asset Management Japan Limited. BNY Mellon Asset Management Japan Limited is a Financial Instruments Business Operator with license no 406 (Kinsho) at the Commissioner of Kanto Local Finance Bureau and is a Member of the Investment Trusts Association, Japan and Japan Securities Investment Advisers Association. • Australia: BNY Mellon Investment Management Australia Ltd (ABN 56 102 482 815, AFS License No. 227865). Authorized and regulated by the Australian Securities & Investments Commission. • United States: BNY Mellon Investment Management. Securities are offered through MBSC Securities Corporation a registered broker-dealer • Canada: Securities are offered through BNY Mellon Asset Management Canada Ltd., registered as a Portfolio Manager and Exempt Market Dealer in all provinces and territories of Canada, and as an Investment Fund Manager and Commodity Trading Manager in Ontario. • Brazil: this document is issued by ARX Investimentos Ltda., Av. Borges de Medeiros, 633, 4th floor, Rio de Janeiro, RJ, Brazil, CEP 22430-041. Authorized and regulated by the Brazilian Securities and Exchange Commission (CVM).

The issuing entities above are BNY Mellon entities ultimately owned by The Bank of New York Mellon Corporation

### BNY Mellon Company information

Investment Managers are appointed by BNY Mellon Investment Management EMEA Limited (BNYMIM EMEA) or affiliated fund operating companies to undertake portfolio management activities in relation to contracts for products and services entered into by clients with BNYMIM EMEA or the BNY Mellon funds.

component of the Master Limited Partnership asset class. Constituents each earn at least 50% of EBITDA from assets that are not directly exposed to changes in commodity prices. The index is disseminated by the New York Stock Exchange and is a composite of 25 energy infrastructure MLPs

*These benchmarks are broad-based indices which are used for illustrative purposes only and have been selected as they are well known and are easily recognizable by investors. However, the investment activities and performance of an actual portfolio may be considerably more volatile than and have material differences from the performance of any of the referenced indices. Unlike these benchmarks, the portfolios portrayed herein are actively managed. Furthermore, the portfolios invest in substantially fewer securities than the number of securities comprising each of these benchmarks. There is no guarantee that any of the securities invested in by the portfolios comprise these benchmarks. Also, performance results for benchmarks may not reflect payment of investment management/incentive fees and other expenses. Because of these differences, benchmarks should not be relied upon as an accurate measure of comparison.*

---

## Authors

### Scott Crowe, *Chief Investment Strategist*



Mr. Scott Crowe is the Chief Investment Strategist at CenterSquare Investment Management and joined the firm in 2015. Scott is a member of CenterSquare's listed real estate, listed infrastructure and private real estate investment committees. In his capacity as Chief Investment Strategist, Scott works with each team's portfolio managers and investment professionals in the leadership of the investment process, with a particular focus on thought leadership by synthesizing our real asset views across the business. Scott is the portfolio manager of the Global Concentrated real estate securities strategy. Scott also works directly with CenterSquare's clients, providing education and guidance on the market and helping them execute their investment goals. Prior to joining CenterSquare, Scott was CIO of Liquid Alternatives at Resource Real Estate where he built and led a global investment and distribution platform. Prior thereto, Scott was the lead Global Portfolio Manager for Cohen & Steers, where he was responsible for \$10B in assets under management and led the investment and research team of over 20 portfolio managers and analysts. Prior to this, Mr. Crowe held the position of Head of Global Real Estate for UBS Equities Research, where he built and managed the U.S. REIT division while leading a global team of more than 40 analysts. Scott began his career at Paladin Property Securities and holds an Honors Finance Degree from the University of Technology Sydney and a Bachelor of Commerce from the University of NSW / National University of Singapore.

### Ted Brooks, CFA, *Portfolio Manager, Global Listed Infrastructure*



Mr. Brooks is a Portfolio Manager for CenterSquare Investment Management's global listed infrastructure group. He joined the firm in 2014 and has primary responsibility for coverage of North American and European utilities. Prior to joining CenterSquare, Mr. Brooks was a Director of Equity Research, Power & Utilities Group at Barclays Capital from 2005-2014, and an Investment Banking Analyst at Credit Suisse First Boston in New York, NY from 2004-2005. Mr. Brooks holds an MBA in Finance from the New York University Stern School of Business, and a BA in History from the College of the Holy Cross. He is also a member of the CFA Institute.

---

## Firm

Founded in 1987, CenterSquare Investment Management is a real asset manager focused on listed and private equity real estate and listed infrastructure investments, accessed via U.S.-only and global strategies. CenterSquare is the real asset investment subsidiary of BNY Mellon. As an investor and manager, our success is firmly rooted in aligning our firm's interests with those of our clients, partners and employees, as well as our commitment to alpha-generating research.

CenterSquare Investment Management is headquartered in suburban Philadelphia, with a regional office in Los Angeles and a local presence in London and Singapore\*. CenterSquare is proud to manage investments on behalf of some of the world's leading institutional and private investors.

*\*CenterSquare is represented in London and Singapore by BNY Mellon Investment Management EMEA Limited and BNY Mellon Investment Management Singapore Pte. Limited, respectively.*

### FOR MORE INFORMATION, PLEASE CONTACT:

Scott Maguire, CFA, CAIA  
Managing Director, Global Head  
of Client Service & Marketing  
630 West Germantown Pike  
Suite 300  
Plymouth Meeting, PA 19462  
(610) 818-4612  
SMaguire@centersquare.com



**CenterSquare**  
INVESTMENT MANAGEMENT

➤ A BNY MELLON COMPANY<sup>SM</sup>

[www.centersquare.com](http://www.centersquare.com)

---